

SC15MLX

MBP Compressor

R404A/R507

220-240V 50Hz

General

Code number	104L2869
Approvals	EN 60335-2-34
Compressors on pallet	80

Application

Application	MBP		
Frequency	Hz	50	60
Evaporating temperature	°C	-23.3 to 7.2	–
Voltage range	V	198 - 254	–
Max. condensing temperature continuous (short)	°C	50 (60)	–
Max. winding temperature continuous (short)	°C	125 (135)	–

Cooling requirements

Frequency	Hz	50			60		
Application		LBP	MBP	HBP	LBP	MBP	HBP
32°C		–	F ₂	–	–	–	–
38°C		–	F ₂	–	–	–	–
43°C		–	–	–	–	–	–
Remarks on application:							

Motor

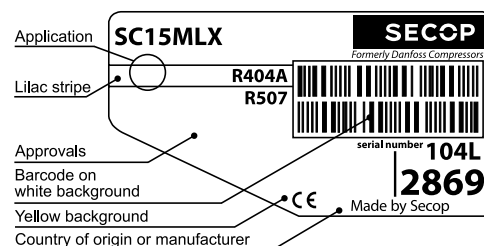
Motor type	CSIR		
LRA (rated after 4 sec. UL984), HST LST	A	23.5	–
Cut in Current, HST LST	A	23.5	–
Resistance, main start winding (25°C)	Ω	3.3	14.0

Design

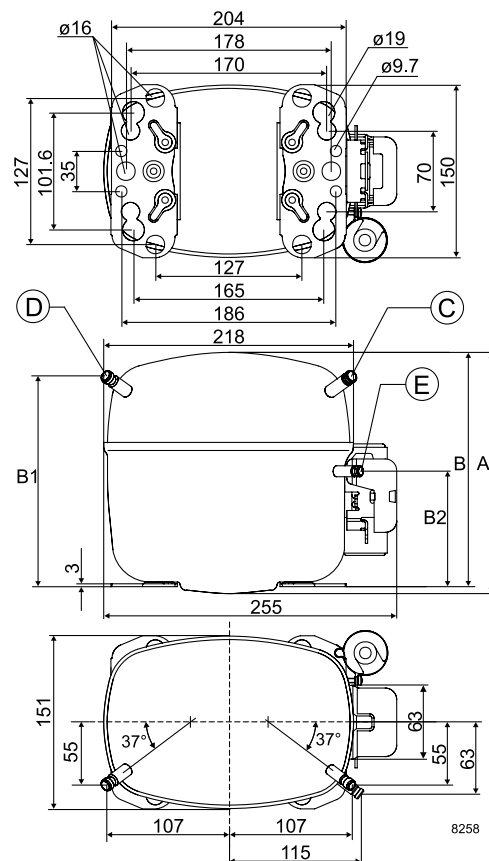
Displacement	cm ³	15.28
Oil quantity (type)	cm ³	600 (polyolester)
Maximum refrigerant charge	g	1300
Free gas volume in compressor	cm ³	1460
Weight without electrical equipment	kg	14.0

Dimensions

Height	mm	A	219
		B	213
		B1	193
		B2	110
Suction connector	location/I.D. mm angle	C	10.2 37°
	material comment	Cu-plated steel Al cap	
Process connector	location/I.D. mm angle	D	6.2 37°
	material comment	Cu-plated steel Al cap	
Discharge connector	location/I.D. mm angle	E	6.2 37°
	material comment	Cu-plated steel Al cap	
Oil cooler connector	location/I.D. mm angle	F	—
	material comment	—	
Connector tolerance	I.D. mm	±0.09	
Remarks:			



- S = Static cooling normally sufficient
- O = Oil cooling
- F₁ = Fan cooling 1.5 m/s (compressor compartment temperature equal to ambient temperature)
- F₂ = Fan cooling 3.0 m/s necessary
- SG = Suction gas cooling normally sufficient
- = not applicable in this area

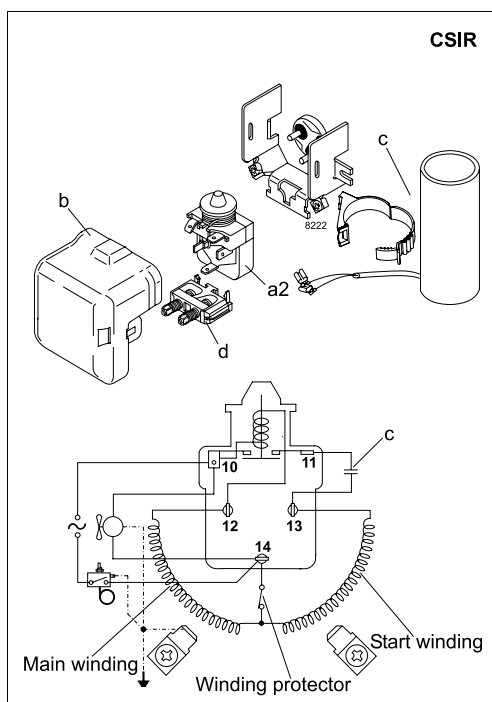


EN 12900 Household (CECOMAF)*220V, 50Hz, fan cooling F₂

Evap. temp. in °C	-45	-40	-35	-30	-25	-23.3	-20	-15	-10	-6.7	-5	0	5	7.2	10	15	20
Capacity in W						710	829	1038	1285	1471	1574	1909	2293	2478			
Power cons. in W						613	654	717	780	822	845	911	979	1010			
Current cons. in A						4.01	4.18	4.44	4.73	4.92	5.03	5.34	5.68	5.83			
COP in W/W						1.16	1.27	1.45	1.65	1.79	1.86	2.10	2.34	2.45			

ASHRAE MBP220V, 50Hz, fan cooling F₂

Evap. temp. in °C	-45	-40	-35	-30	-25	-23.3	-20	-15	-10	-6.7	-5	0	5	7.2	10	15	20
Capacity in W						650	758	951	1183	1359	1458	1780	2155	2338			
Power cons. in W						637	686	760	835	884	910	986	1064	1100			
Current cons. in A						4.13	4.32	4.62	4.94	5.16	5.28	5.63	6.01	6.18			
COP in W/W						1.02	1.10	1.25	1.42	1.54	1.60	1.80	2.02	2.13			



Accessories for	SC15MLX	Figure	Code number	Test conditions	EN 12900/ CECOMAF*	ASHRAE MBP
PTC starting device	6.3 mm spade connectors	a1	—	Condensing temperature	45°C	54.4°C
	4.8 mm spade connectors		—	Ambient temperature	32°C	35°C
Starting relay	6.3 mm spade connectors	a2	117U6013	Suction gas temperature	32°C	35°C
Cover		b	103N2009	Liquid temperature	no subcooling	46.1°C
Start. capacitor 125 µF	6.3 mm spade connectors	c	117U5012			
Cord relief		d	103N1004			
Protection screen for PTC		g	—			
				Mounting accessories		
				Bolt joint for one comp.	Ø: 16 mm	118-1917
				Bolt joint in quantities	Ø: 16 mm	118-1918
				Snap-on in quantities	Ø: 16 mm	118-1919

Danfoss can accept no responsibility for possible errors in catalogues, brochures and other printed material. Danfoss reserves the right to alter its products without notice. This also applies to products already on order provided that such alterations can be made without consequential changes being necessary in specifications already agreed. All trademarks in this material are property of the respective companies. Danfoss and the Danfoss logotype are trademarks of Danfoss A/S. All rights reserved.