


APPROVALS



ENGINEERING CODE
922CN04

APPROVED REFRIGERANT
R-404A

POWER SUPPLY
200-240 V 50 Hz

STANDARD CONDITIONS
EN12900

APPLICATION
MBP

COOLING CAPACITY
1319 W (MBP)

EFFICIENCY
1.72 W/W (MBP)

MOTOR TYPE
CSCR

STARTING TORQUE
HST

DATA

General Data

Type	Hermetic reciprocating
Technology Type	On-Off
Displacement	17.39 cm ³
Compressor Cooling	Fan/NotControlled/200
Fan Air Flow	520 m ³ /h
Expansion Device	Capillary Tube or Expansion Valve
Horse Power	1 hp
Max Condensing Pressure Operating	24.71 bar
Max Condensing Pressure Peak	27.71 bar
Power Supply	200-240 V 50 Hz / 230 V 60 Hz
Evaporating Temperature Range	-20 °C to 10 °C

Electrical Data

Motor type	CSCR
Starting Torque	HST
Start Winding Resistance	10.1 Ω at 25° C
Run Winding Resistance	1.75 Ω at 25° C

Mechanical Data

Maximum Recommended Refrigerant Charge	800 g
Oil Charge	450 ml
Oil Type Configuration	ESTER
Oil Type Viscosity	ISO22
Pressurization	Dry air charge
Weight	17 Kg
Free Internal Volume	3.3 L

Electrical Components

	Description
CSR / CSIR Box	YES
Starting Device	RVA3N3C-122
Run Capacitor	17.5
Start Capacitor	130-156 Uf / 250 V
Motor Protection	T0748/G9

External Characteristics

Base Plate	Universal	
Tray Holder	No	
Height	220 mm	
Connector	Internal Diameter	Shape
Suction	9.6 mm	Vertical/Copper
Discharge	6.42 mm	Vertical/Copper
Process	6.42 mm	Vertical/Copper

PERFORMANCE

Rated Points

Condensing Temperature	Evaporating Temperature	Cooling Capacity	Power Consumption	Current	Gas Flow Rate	Efficiency
45.00°C	-10.00°C	1319 W	769 W	4.08 A	39.60 kg/h	1.72 W/W

Test Condition: EN12900MBP, Fan/NotControlled/200, Return Gas 20°C, Evaporation -10.00°C, Condensing 45.00°C, Ambient 35°C, Liquid 45°C, Subcooling OK. Data in accordance to EN

12900:2013 and AHRI 540:2015 polynomial equation and uncertainty guidance.

Performance Curve Data

Condensing Temperature 35°C

Evaporating Temperature °C	Cooling Capacity W	Power W	Current A	Gas Flow Rate kg/h	Efficiency W/W
-20	981	601	3.25	25.46	1.63
-15	1271	659	3.52	33.17	1.93
-10	1605	719	3.8	42.26	2.23
-5	1970	778	4.09	52.48	2.53
0	2355	834	4.38	63.56	2.82
5	2746	886	4.68	75.24	3.1
10	3131	932	4.99	87.24	3.36

Test Condition: EN12900MBP, Fan/NotControlled/200, Return Gas 20°C, Ambient 35°C, Subcooling OK. Data in accordance to EN 12900:2013 and AHRI 540:2015 polynomial equation and uncertainty guidance.

Condensing Temperature 45°C

Evaporating Temperature °C	Cooling Capacity W	Power W	Current A	Gas Flow Rate kg/h	Efficiency W/W
-20	813	635	3.47	23.97	1.28
-15	1045	700	3.77	31.07	1.49
-10	1319	769	4.08	39.60	1.72
-5	1623	839	4.4	49.31	1.93
0	1944	910	4.74	59.92	2.14
5	2269	979	5.09	71.17	2.32
10	2585	1044	5.45	82.80	2.48

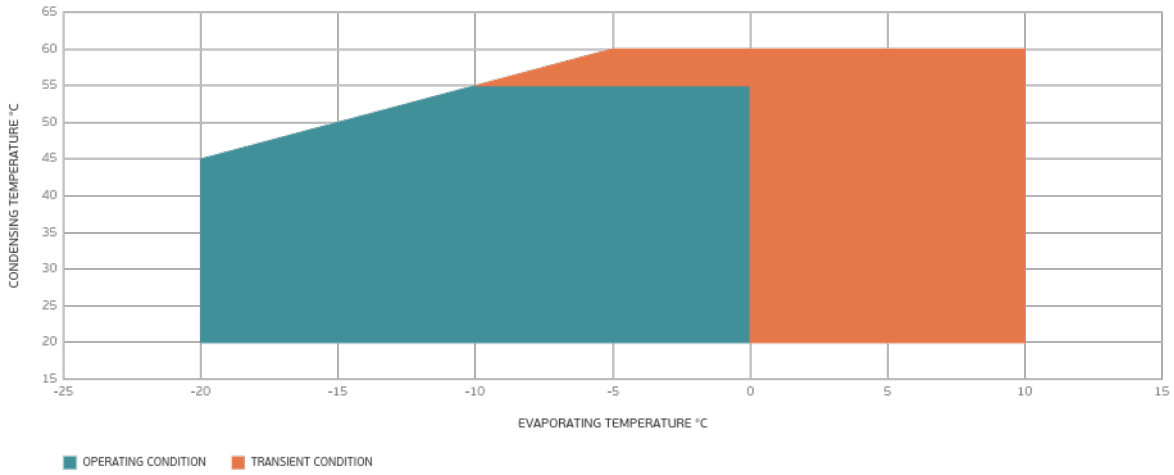
Test Condition: EN12900MBP, Fan/NotControlled/200, Return Gas 20°C, Ambient 35°C, Subcooling OK. Data in accordance to EN 12900:2013 and AHRI 540:2015 polynomial equation and uncertainty guidance.

Condensing Temperature 55°C

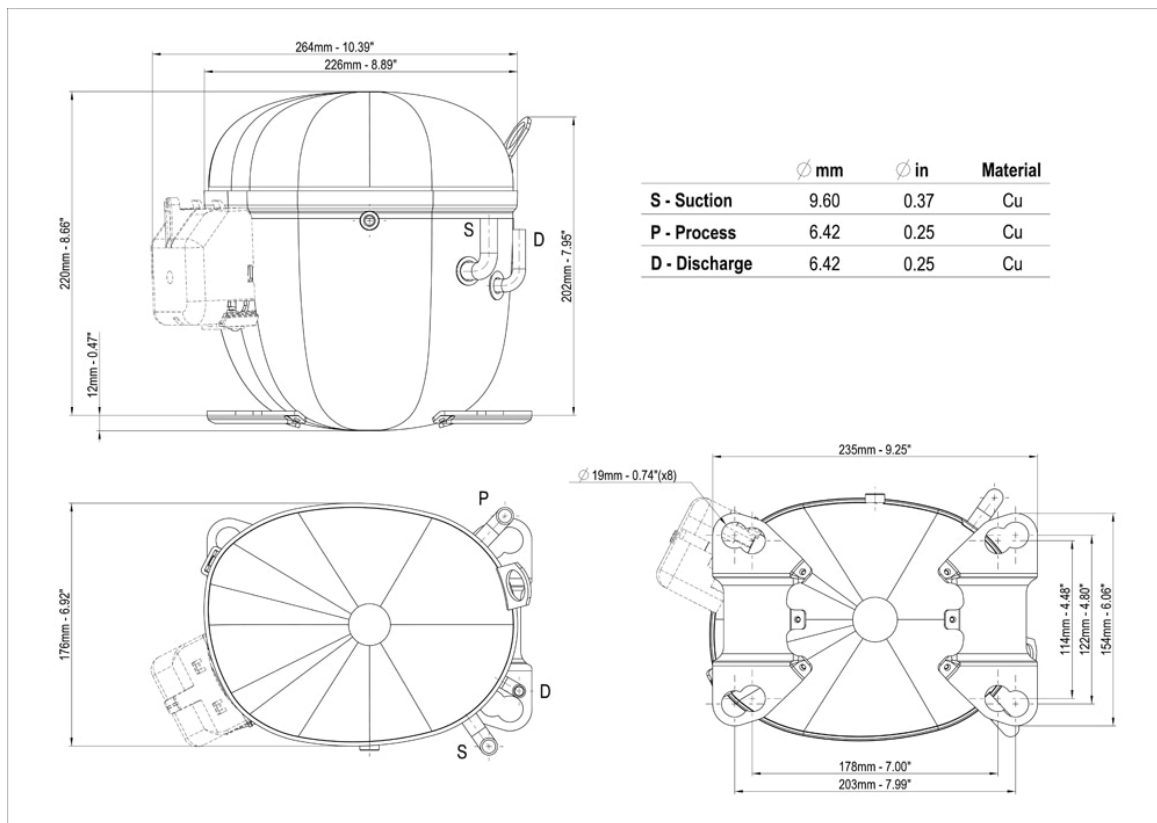
Evaporating Temperature °C	Cooling Capacity W	Power W	Current A	Gas Flow Rate kg/h	Efficiency W/W
-10	1045	831	4.4	37.11	1.26
-5	1283	906	4.78	46.11	1.42
0	1535	983	5.18	56.08	1.56
5	1789	1061	5.6	66.72	1.69
10	2033	1138	6.04	77.79	1.79

Test Condition: EN12900MBP, Fan/NotControlled/200, Return Gas 20°C, Ambient 35°C, Subcooling OK. Data in accordance to EN 12900:2013 and AHRI 540:2015 polynomial equation and uncertainty guidance.

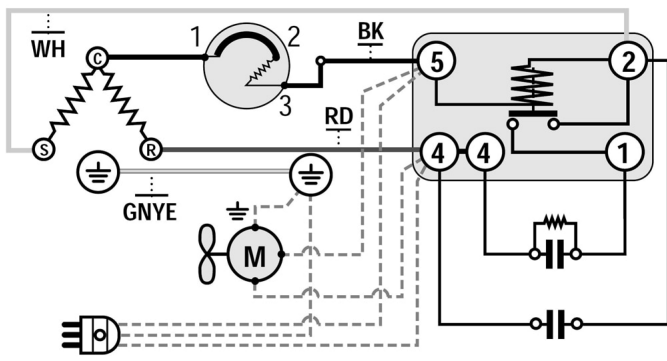
Operating Envelope



External Dimensions



Wiring Diagram



Assembly Instructions

