

APPROVALS




 **ENGINEERING CODE**
212CN06

 **APPROVED REFRIGERANT**
R-134a

 **POWER SUPPLY**
200-240 V 50 Hz

 **STANDARD CONDITIONS**
EN12900

 **APPLICATION**
HBP

 **COOLING CAPACITY**
1735 W (HBP)

 **EFFICIENCY**
2.1 W/W (HBP)

 **MOTOR TYPE**
CSIR

 **STARTING TORQUE**
HST

DATA

General Data

Type	Hermetic reciprocating
Technology Type	On-Off
Displacement	22.37 cm ³
Compressor Cooling	Fan/NotControlled/200
Fan Air Flow	520 m ³ /h
Expansion Device	Capillary Tube or Expansion Valve
Horse Power	1 hp
Max Condensing Pressure Operating	13.92 bar
Max Condensing Pressure Peak	15.62 bar
Power Supply	200-240 V 50 Hz / 230 V 60 Hz
Evaporating Temperature Range	-15 °C to 10 °C

Electrical Data

Motor type	CSIR
Starting Torque	HST
Start Winding Resistance	12.16 Ω at 25° C
Run Winding Resistance	1.86 Ω at 25° C

Mechanical Data

Maximum Recommended Refrigerant Charge	800 g
Oil Charge	450 ml
Oil Type Configuration	ESTER
Oil Type Viscosity	ISO22
Pressurization	Dry air charge
Weight	17.2 Kg
Free Internal Volume	3.3 L

Electrical Components

	Description
Start Capacitor	88-108 Uf / 330 V
Starting Device	Relay MTRPH-55*
Motor Protection	T0901/G6

External Characteristics

Base Plate	Universal	
Tray Holder	No	
Height	220 mm	
Connector	Internal Diameter	Shape
Suction	9.6 mm	Slanted 42°/Copper
Discharge	6.42 mm	Straight/Copper
Process	6.42 mm	Vertical/Copper

PERFORMANCE

Rated Points

Condensing Temperature	Evaporating Temperature	Cooling Capacity	Power Consumption	Current	Gas Flow Rate	Efficiency
50.00°C	5.00°C	1735 W	825 W	4.89 A	43.65 kg/h	2.1 W/W

Test Condition: EN12900HBP, Fan/NotControlled/200, Return Gas 20°C, Evaporation 5.00°C, Condensing 50.00°C, Ambient 35°C, Liquid 50°C, Subcooling 0K. Data in accordance to EN 12900:2013

and AHRI 540:2015 polynomial equation and uncertainty guidance.

Performance Curve Data

Condensing Temperature 35°C

Evaporating Temperature °C	Cooling Capacity W	Power W	Current A	Gas Flow Rate kg/h	Efficiency W/W
-15	926	487	3.55	19.61	1.9
-10	1165	537	3.73	24.78	2.17
-5	1457	587	3.93	31.15	2.48
0	1803	639	4.16	38.77	2.82
5	2202	695	4.41	47.73	3.17
10	2656	755	4.7	58.07	3.52

Test Condition: EN12900HBP, Fan/NotControlled/200, Return Gas 20°C, Ambient 35°C, Subcooling OK. Data in accordance to EN 12900:2013 and AHRI 540:2015 polynomial equation and uncertainty guidance.

Condensing Temperature 45°C

Evaporating Temperature °C	Cooling Capacity W	Power W	Current A	Gas Flow Rate kg/h	Efficiency W/W
-15	808	520	3.67	18.76	1.55
-10	1011	584	3.89	23.58	1.73
-5	1260	647	4.14	29.56	1.95
0	1557	712	4.41	36.77	2.19
5	1901	781	4.72	45.26	2.43
10	2292	855	5.07	55.11	2.68

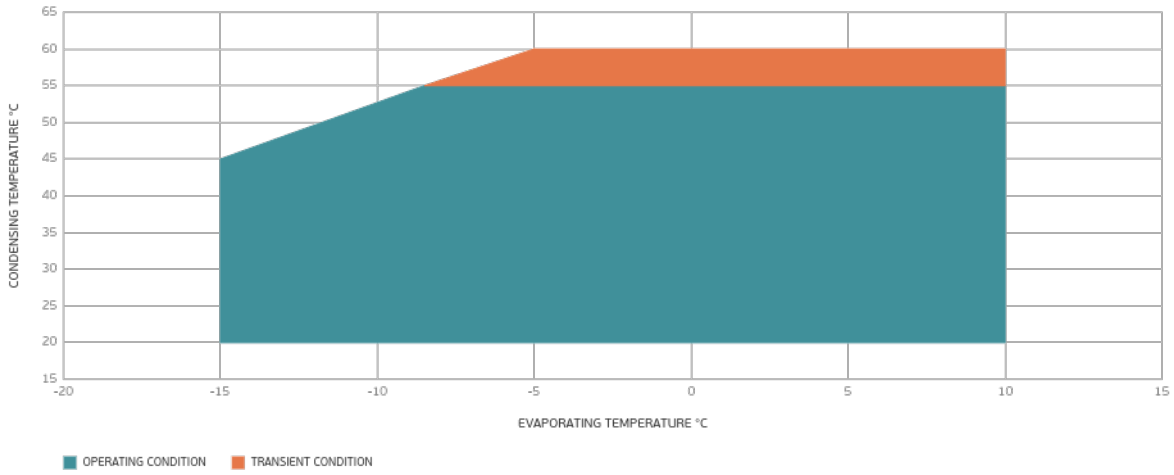
Test Condition: EN12900HBP, Fan/NotControlled/200, Return Gas 20°C, Ambient 35°C, Subcooling OK. Data in accordance to EN 12900:2013 and AHRI 540:2015 polynomial equation and uncertainty guidance.

Condensing Temperature 55°C

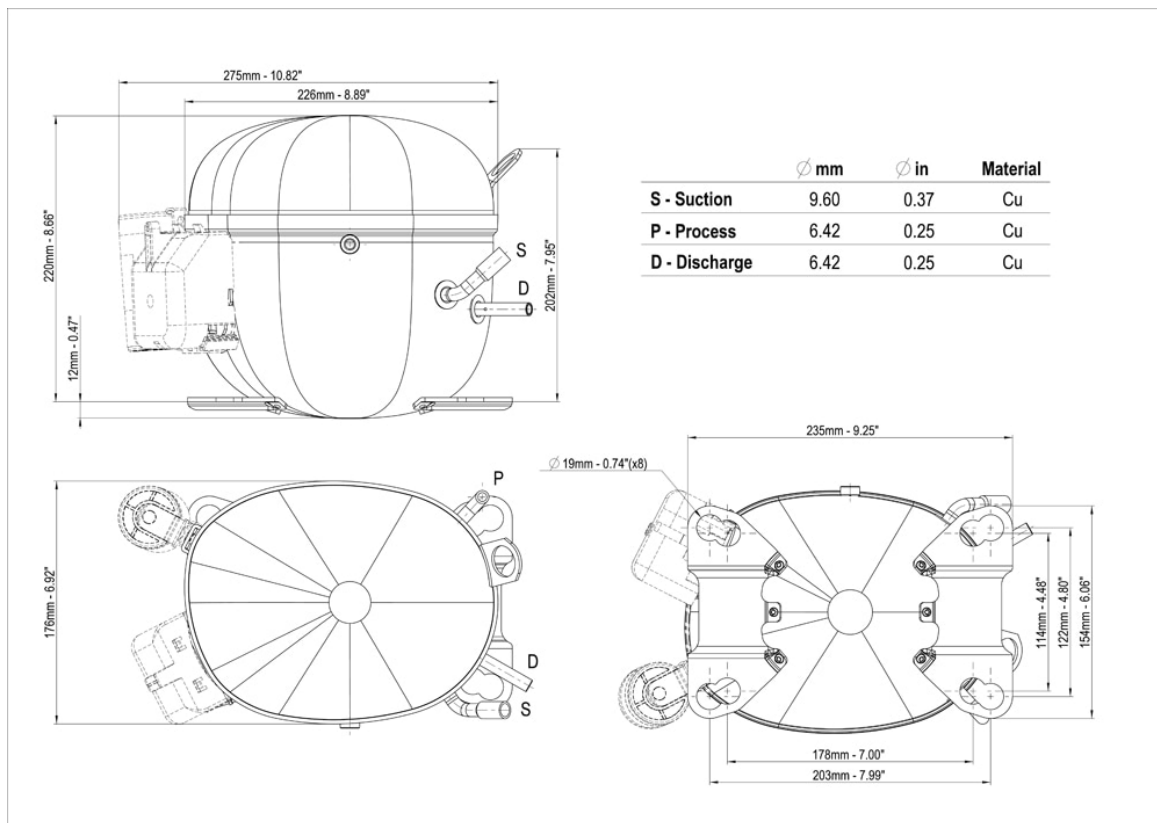
Evaporating Temperature °C	Cooling Capacity W	Power W	Current A	Gas Flow Rate kg/h	Efficiency W/W
-10	846	633	4.05	21.94	1.34
-5	1053	707	4.35	27.47	1.49
0	1300	783	4.69	34.19	1.66
5	1589	863	5.06	42.16	1.84
10	1918	947	5.47	51.45	2.03

Test Condition: EN12900HBP, Fan/NotControlled/200, Return Gas 20°C, Ambient 35°C, Subcooling OK. Data in accordance to EN 12900:2013 and AHRI 540:2015 polynomial equation and uncertainty guidance.

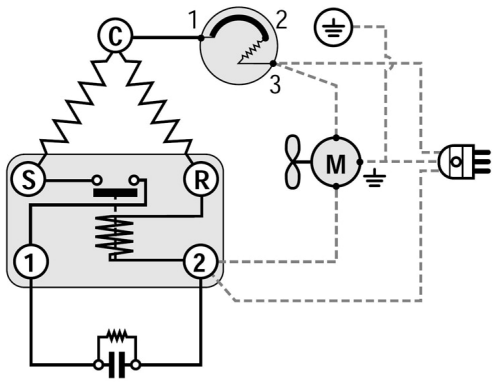
Operating Envelope



External Dimensions



Wiring Diagram



Assembly Instructions

