



**APPROVALS**



 **ENGINEERING CODE**  
957DA51


 **APPROVED REFRIGERANT**  
R-404A

 **POWER SUPPLY**  
220-240 V 50 Hz

 **STANDARD CONDITIONS**  
EN12900

 **APPLICATION**  
LBP

 **COOLING CAPACITY**  
155 W (LBP)

 **EFFICIENCY**  
1.03 W/W (LBP)

 **MOTOR TYPE**  
CSIR

 **STARTING TORQUE**  
HST

**DATA**

**General Data**

Type	Hermetic reciprocating
Technology Type	On-Off
Displacement	5.44 cm <sup>3</sup>
Compressor Cooling	Static/NotControlled/220
Expansion Device	Capillary Tube or Expansion Valve
Horse Power	1/3 hp
Max Condensing Pressure Operating	24.71 bar
Max Condensing Pressure Peak	27.71 bar
Power Supply	220-240 V 50 Hz
Evaporating Temperature Range	-40 °C to -10 °C

**Electrical Data**

Motor type	CSIR
Starting Torque	HST
Start Winding Resistance	27.4 Ω at 25° C
Run Winding Resistance	7.9 Ω at 25° C

## Mechanical Data

Maximum Recommended Refrigerant Charge	350 g
Oil Charge	350 ml
Oil Type Configuration	ESTER
Oil Type Viscosity	ISO22
Pressurization	Dry air charge
Weight	10.4 Kg
Free Internal Volume	2.1 L

## Electrical Components

	Description
Start Capacitor	43-53 Uf / 330 V
Starting Device	Relay   MTRP-38*
Motor Protection	T0050/G6

## External Characteristics

Base Plate	European	
Tray Holder	No	
Height	188 mm	
Connector	Internal Diameter	Shape
Suction	8.1 mm	Slanted 42°/Copper
Discharge	6.1 mm	Straight/Copper
Process	6.1 mm	Slanted 42°/Copper

## PERFORMANCE

## Rated Points

Condensing Temperature	Evaporating Temperature	Cooling Capacity	Power Consumption	Gas Flow Rate	Efficiency
40.00°C	-35.00°C	155 W	151 W	4.13 kg/h	1.03 W/W

Test Condition: EN12900LBP, Static/NotControlled/220, Return Gas 20°C, Evaporation -35.00°C, Condensing 40.00°C, Ambient 35°C, Liquid 40°C, Subcooling 0K. Data are an indication of performance based simulation.

## Performance Curve Data

### Condensing Temperature 35°C

Evaporating Temperature °C	Cooling Capacity W	Power W	Gas Flow Rate kg/h	Efficiency W/W
-40	125	132	3.18	0.95
-35	167	153	4.28	1.1
-30	220	173	5.65	1.27
-25	284	192	7.31	1.48
-20	358	211	9.29	1.7
-15	444	228	11.60	1.95
-10	541	243	14.26	2.22

Test Condition: EN12900LBP, Static/NotControlled/220, Return Gas 20°C, Ambient 35°C, Subcooling OK. Data are an indication of performance based simulation.

### Condensing Temperature 45°C

Evaporating Temperature °C	Cooling Capacity W	Power W	Gas Flow Rate kg/h	Efficiency W/W
-35	134	156	3.87	0.85
-30	177	180	5.15	0.99
-25	230	203	6.73	1.13
-20	293	227	8.64	1.29
-15	366	251	10.88	1.46
-10	449	274	13.49	1.64

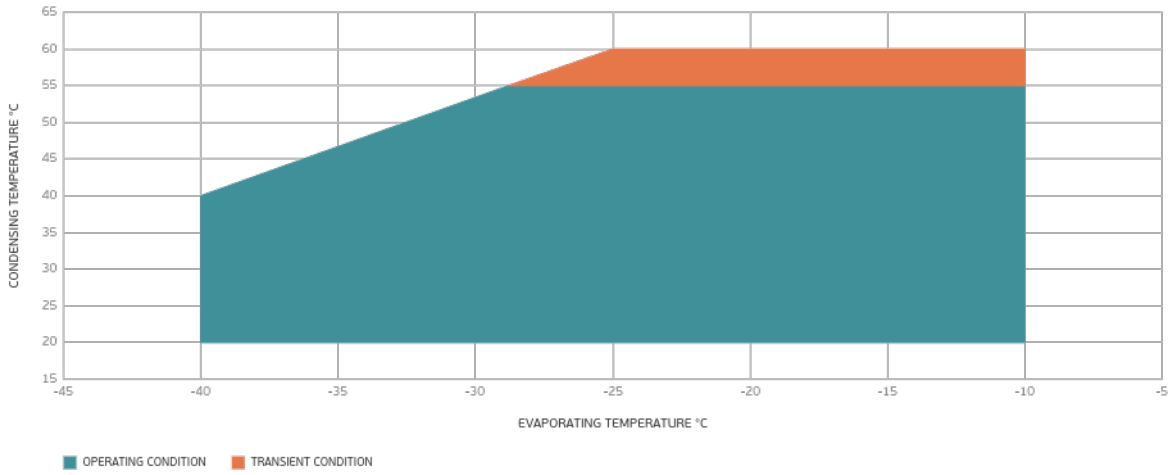
Test Condition: EN12900LBP, Static/NotControlled/220, Return Gas 20°C, Ambient 35°C, Subcooling OK. Data are an indication of performance based simulation.

### Condensing Temperature 55°C

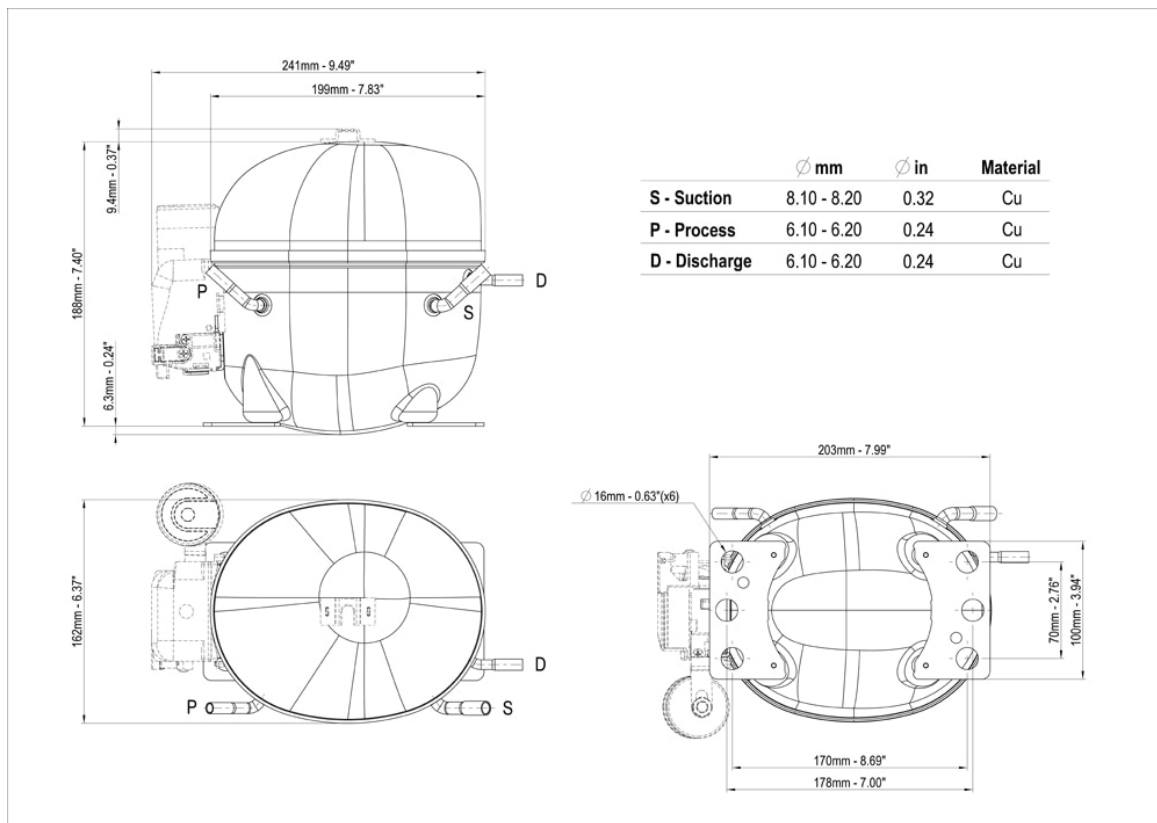
Evaporating Temperature °C	Cooling Capacity W	Power W	Gas Flow Rate kg/h	Efficiency W/W
-30	136	181	4.63	0.75
-25	178	208	6.10	0.85
-20	228	237	7.91	0.96
-15	288	266	10.07	1.08
-10	356	297	12.60	1.2

Test Condition: EN12900LBP, Static/NotControlled/220, Return Gas 20°C, Ambient 35°C, Subcooling OK. Data are an indication of performance based simulation.

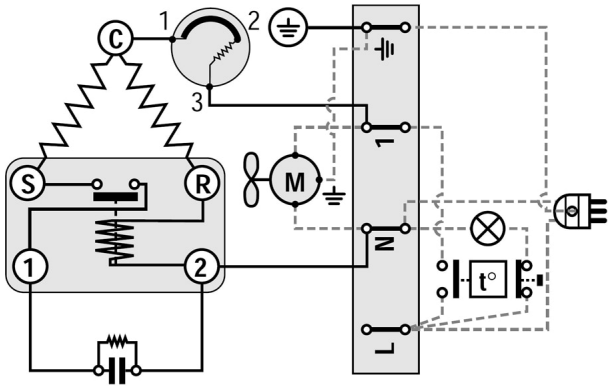
## Operating Envelope



## External Dimensions



## Wiring Diagram



## Assembly Instructions

