





APPROVALS




 **ENGINEERING CODE**
513300160


 **APPROVED REFRIGERANT**
R-134a


 **POWER SUPPLY**
220-240 V 50 Hz

 **STANDARD CONDITIONS**
EN12900

 **APPLICATION**
HBP

 **COOLING CAPACITY**
770 W (HBP)

 **EFFICIENCY**
2.36 W/W (HBP)

 **MOTOR TYPE**
CSIR

 **STARTING TORQUE**
HST

DATA

General Data

Type	Hermetic reciprocating
Technology Type	On-Off
Displacement	7.96 cm ³
Compressor Cooling	Fan/NotControlled/220
Expansion Device	Capillary Tube or Expansion Valve
Horse Power	1/2 hp
Power Supply	220-240 V 50 Hz
Evaporating Temperature Range	-15 °C to 10 °C

Electrical Data

Motor type	CSIR
Starting Torque	HST
Start Winding Resistance	18.4 Ω at 25° C
Run Winding Resistance	10.9 Ω at 25° C
Locked Rotor Amperage (LRA)	26.7 A
Rated Load Amperage (RLA) at 60 Hz	3 A

Mechanical Data

Oil Charge	180 ml
Oil Type Configuration	ESTER
Oil Type Viscosity	ISO22
Weight	8.1 Kg

Electrical Components

	Description
Starting Device	Relay Z13515005* MTRP-38*
Start Capacitor	53-64 Uf / 350 V
Motor Protection	MRA58169 T0318/G6

External Characteristics

Tray Holder	Yes	
Connector	Internal Diameter	Shape
Suction	6.2 mm	Slanted 40° up + 45° to Back/Copper
Discharge	4.9 mm	Slanted 0° up + 24° to Back/Copper
Process	6.2 mm	Slanted 40° up + 45° to Back/Copper

PERFORMANCE

Rated Points

Condensing Temperature	Evaporating Temperature	Cooling Capacity	Power Consumption	Gas Flow Rate	Efficiency
50.00°C	5.00°C	770 W	326 W	18.74 kg/h	2.36 W/W

Test Condition: EN12900HBP, Fan/NotControlled/220, Return Gas 20°C, Evaporation 5.00°C, Condensing 50.00°C, Ambient 35°C, Liquid 50°C, Subcooling OK. Data are an indication of performance based simulation.

Performance Curve Data

Condensing Temperature 35°C

Evaporating Temperature °C	Cooling Capacity W	Power W	Gas Flow Rate kg/h	Efficiency W/W
-15	278	263	8.28	1.05
-10	365	302	10.23	1.21
-5	474	341	12.71	1.39
0	606	382	15.71	1.59
5	758	426	19.22	1.78
10	928	472	23.22	1.96

Test Condition: EN12900HBP, Fan/NotControlled/220, Return Gas 20°C, Ambient 35°C , Subcooling OK. Data are an indication of performance based simulation.

Condensing Temperature 45°C

Evaporating Temperature °C	Cooling Capacity W	Power W	Gas Flow Rate kg/h	Efficiency W/W
-15	356	213	8.26	1.67
-10	443	239	10.34	1.86
-5	551	266	12.91	2.07
0	676	296	15.97	2.29
5	819	329	19.50	2.49
10	977	367	23.48	2.66

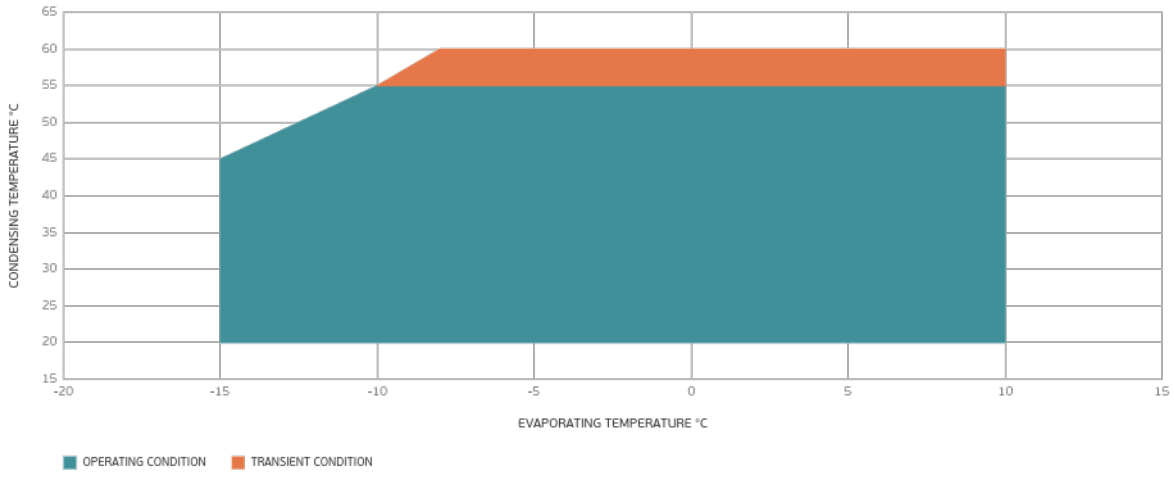
Test Condition: EN12900HBP, Fan/NotControlled/220, Return Gas 20°C, Ambient 35°C , Subcooling OK. Data are an indication of performance based simulation.

Condensing Temperature 55°C

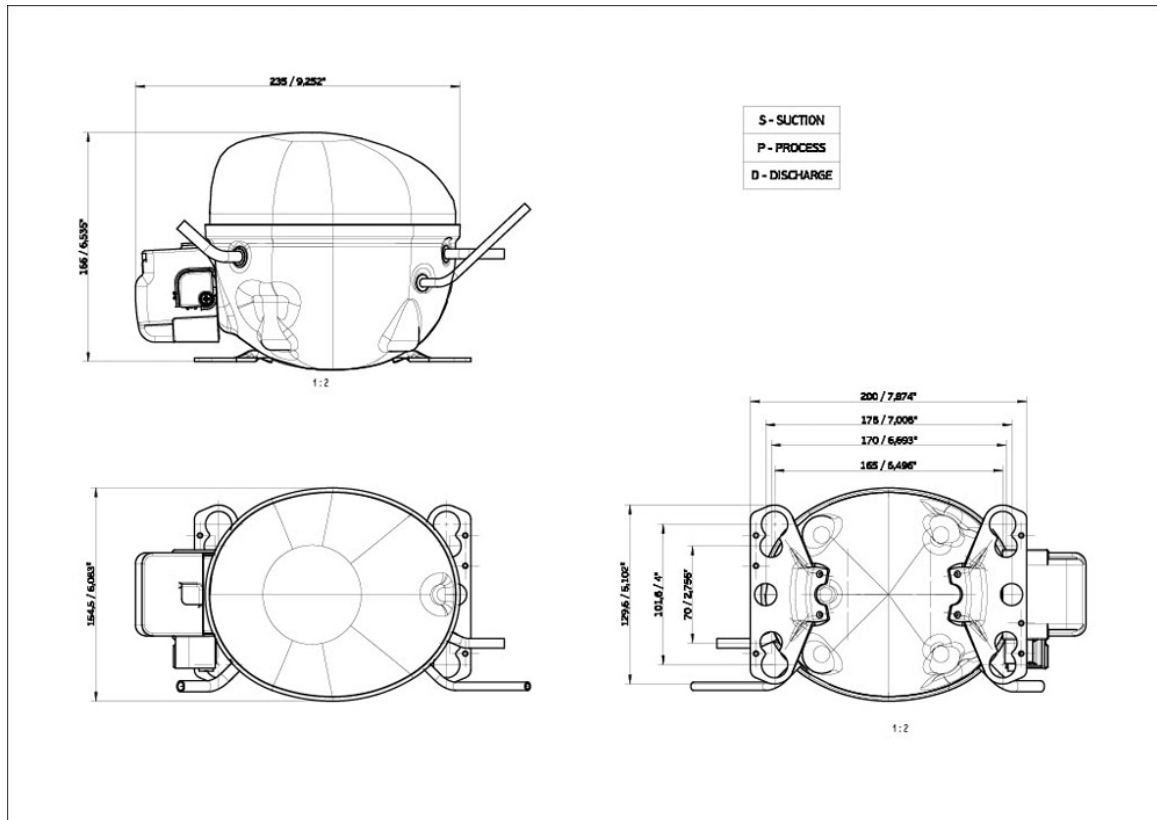
Evaporating Temperature °C	Cooling Capacity W	Power W	Gas Flow Rate kg/h	Efficiency W/W
-15	281	228	7.25	1.23
-10	351	256	9.10	1.37
-5	437	287	11.41	1.53
0	539	321	14.16	1.68
5	654	360	17.35	1.82
10	781	403	20.95	1.94

Test Condition: EN12900HBP, Fan/NotControlled/220, Return Gas 20°C, Ambient 35°C , Subcooling OK. Data are an indication of performance based simulation.

Operating Envelope



External Dimensions



Wiring Diagram

SM28-4

